

OBSTETRICS AND GYNECOLOGY



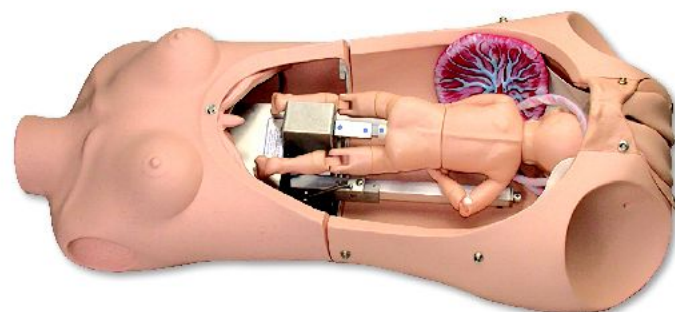
SPO-14 Maternal and Neonatal Birthing Simulator with PEDI Blue Neonate Simulator and Laptop

Computer: This computer interactive childbirthing system anticipates the needs of the most demanding teaching professional. Combines all the features and components of the Maternal and Neonatal Birthing Simulator with PEDI Blue Neonate Simulator, plus a laptop computer.

The instructor can select multiple scenarios from simple point and click menus. Virtual instruments used to monitor and treat the mother and neonate include heart rate, blood pressure, pulse oxygenation, and ECG. Computer controlled birthing system can accomplish deliveries in five minutes to 16 hours. Interpret fetal ultrasound videos, then use the ultrasound wand to monitor the fetal condition using CodeMaker. Includes site license for skills labs. Sh. wt. 49.00 kgs.

Features

- Interactive female with one birthing baby and one interactive neonate.
- Interactive neonate changes color with positive pressure ventilation (PPV).
- Learning stations include obstetric management as well as advanced life support for the adult and neonate.
- Testing stations include ALS, NRP and obstetrics. Testing stations use CodeMaker enabling the instructor to define multiple scenarios from simple point and click menus.
- Intubatable airway with chest rise.
- IV arm for medications and fluid transfer.
- Multiple maternal, fetal, and neonatal heart sounds.
- Practice Leopold maneuvers.
- Virtual Instruments® is used to monitor and treat the mother include heart rate (HR), blood pressure (BP), pulse oxygenation, and ECG.
- Practice C-section and forceps delivery.
- Three vulva for postpartum suturing.
- Supplied with one laptop computer.
- Includes Site License for Skills Labs.



SPO-15 Maternal and Neonatal Birthing Simulator with PEDI Blue Neonate

Designed to provide a complete birthing experience before, during, and after delivery. Features: articulating full-body female manikin, intubatable airway with chest rise, IV arm for meds/fluids, removable stomach cover, practice C-section and forceps delivery, practice Leopold maneuvers, multiple fetal heart sounds, automatic birthing system, measure head descent and cervical dilation, multiple placenta locations, replaceable dilating cervixes, practice postpartum suturing on three vulval inserts, one articulating birthing baby with placenta, and PEDI Blue Neonatal Simulator with SmartSkin technology. The PEDI Blue Neonatal Simulator has the unique ability to change color based upon an initial pre-selected condition and the effectiveness of airway ventilation and chest compression provided. A Code Blue monitor, containing a small computer, observes ventilations and compressions and determines whether they meet or exceed conventional neonatal CPR standards. If acceptable, the monitor causes the skin to turn to a more healthy color. If ventilations and compressions are determined to be inadequate or nonexistent, the monitor causes the skin to turn toward an ominous blue color. The manikin comes with four umbilical cords, four dilating cervixes, two umbilical clamps, three vulva for postpartum suturing, neonatal monitor, international power supply (100-240V AC), connecting cables, talcum powder, water-soluble silicone lubricant, instruction manual, and carrying bag. One-year limited warranty. Sh. wt. 30.00 kgs.



TPO-05 Maternal and Neonatal Birthing Torso

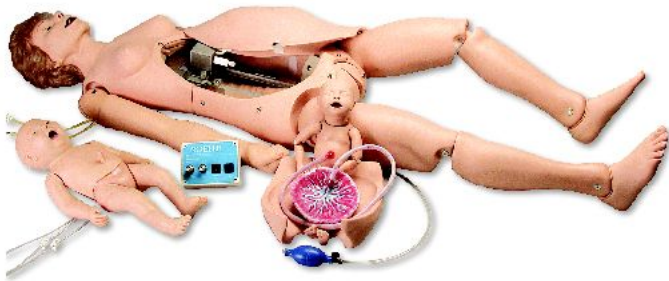
Features

- Full size upper and lower female torso
- Removable stomach cover
- One articulating birthing baby with umbilical cord and placenta
- Automatic birthing system that rotates baby as it moves through the birth canal
- Measure head descent and cervical dilation
- Multiple placenta positions
- Replaceable dilating cervixes
- Practice postpartum suturing on vulval inserts
- Practice Leopold Maneuvers

Supplied with

- Four umbilical cords
 - Four dilating cervixes
 - Two umbilical clamps
 - Three vulva for postpartum suturing
 - Talcum powder and water soluble silicone lubricant
 - Instruction manual
 - Carrying bag
- Sh. wt. 22.50 kgs.

OBSTETRICS AND GYNECOLOGY



SPO-10 Maternal and Neonatal Birthing Simulator

Designed to provide a complete birthing experience before, during, and after delivery. Simulator features include full-size articulating female manikin, intubatable airway with chest rise, IV arm for meds/fluids, removable stomach cover, practice Leopold maneuvers, multiple fetal heart sounds, automatic birthing system, measure head descent and cervical dilation, multiple placenta locations, replaceable dilating cervixes, one articulating birthing baby with placenta, and one resuscitation baby with intubatable airway and umbilical catheter site. Comes with four umbilical cords, four dilating cervixes, two umbilical clamps, talcum powder, water-soluble silicone lubricant, instruction manual, and carrying bag.

Sh. wt. 37.70 kgs.

PPS-07 Premie Simulator with Smartskin Technology (not illustrated)

Premie is designed to simulate a 28-week neonate. Comes with a Code Blue monitor which observes ventilations and compressions. If correct ventilations and compressions are applied, the monitor causes the skin to turn to a more healthy color. If incorrect, the monitor causes the skin to turn to an ominous blue color. Features: full articulation; intubation using a 2.5 ETT and stylet, or use a BVM, and observe chest rise; skin color is controllable and exhibits healthy color, peripheral cyanosis, or central cyanosis; improvement or deterioration in color depends upon how well resuscitation is performed; IV arm; bilateral scalp veins; patent umbilical vein for meds with flashback; base of umbilicus pulses using squeeze bulb; patent umbilical artery; and bilateral heel sticks.

Sh. wt. 3.25 kgs.

PML-60 Palpation Module for Leopold's Maneuvers

Full-term fetal baby with palpable fontanelles, spine, shoulders, elbows, and knees. This fetal baby may be placed in normal, breech, or transverse positions. It is cradled between two "cushions" which may be inflated independently of each other - inflation of the lower cushion raises the fetus to the desired position; inflation of the upper cushion creates a firm abdomen as in the ninth month of pregnancy.



Dimensions: 33 x 30 x 18 cm.
Sh. wt. 2.30 kgs.



MOF-04 Obstetrical Manikin

An anatomically correct pelvic model with full term newborn and placenta to give your trainees realistic practice in multiple techniques, and to learn the procedure for emergency childbirth.

Disposable umbilical cords with clamps, easily replaced extra vulva, powder to make simulated blood, a modular pregnant belly overlay with permanently installed fetus for training practice of Leopold's maneuver to determine the fetus' lie by palpating its skull and kneecaps, and a clear abdominal overlay to see positioning are all included. The lifelike pelvic cavity has pronounced pelvic landmarks, located spinal column, angled birth canal, ilium, ischium, sacrum, sacro spinous ligaments, and greater sciatic notch. The fetus provided is of a realistic newborn size with fontanelles and cranial sutures. The manikin is available in white or black skin tone. A soft carry bag is included.

Sh. wt. 12.70 kgs.
Dimensions: 53 x 33 x 43 cm.



MO-12 Advanced Childbirth Simulator

A total simulator for demonstration of all standard obstetrical procedures:

- Fetal Palpation
- Normal Birth
- Episiotomy
- Prolapse of Umbilical cord
- Breech Birth
- C-Section Delivery
- Vertex Presentation

Features include a removable diaphragm cover and removable stomach cover for manual positioning of fetus; life-size pelvic cavity with all major anatomical landmarks and a hand-painted outline of the bony pelvis; ultra-soft vulval insert for episiotomy exercises; simulated dorsosacral position for realistic delivery technique; and hand-painted outline of the bony pelvis. Cannot do the Leopold procedure on this simulator. Forceps can be used during simulation. All parts in this simulator are replaceable. The Advanced Childbirth Simulator with vinyl skin includes two fetal babies and placentas, spare stomach cover, two spare vulval inserts, two spare umbilical cords, and carrying handle.

Dimensions: 53 x 33 x 43 cm.

Sh. wt. 8.80 kgs.

OBSTETRICS AND GYNECOLOGY

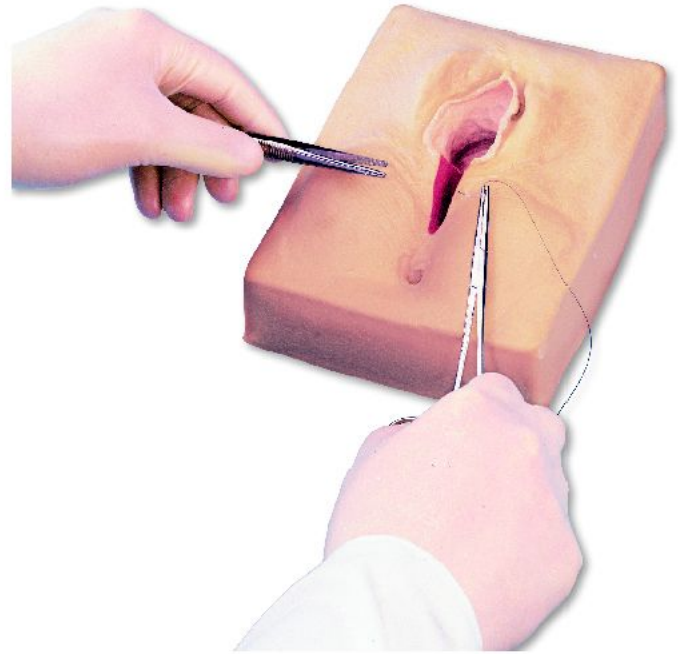
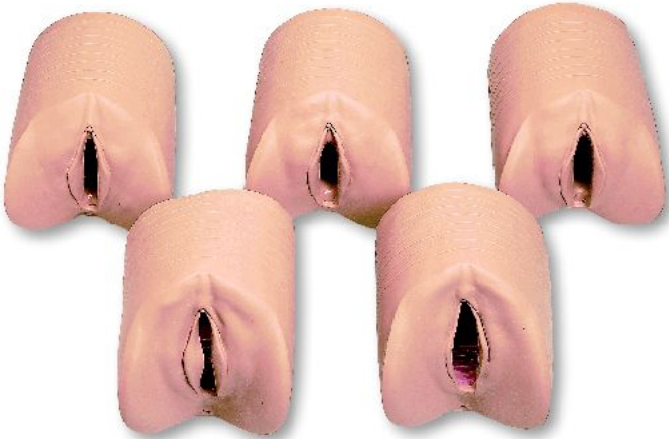
CVP-10

Labor Delivery Module

These modules will fit any Advanced Childbirth Simulator purchased since 1989. Six labor stations selected to represent conditions of the cervix and vagina prior to labor, during labor, and at birth in a primigravid woman. Stations illustrated are: STA -5 prior to onset of labor, STA -4 cervix partially effaced, STA -3 cervix fully effaced, STA 0 fetal head at plane of ischial spine, STA +2 cervix nearing full dilation, and STA +5 crowning of the fetal head. Six labor stations come in a carrying case.

Dimensions: 52 x 35 x 17 cm.

Sh. wt. 6.70 kgs.



Episiotomy Suturing Simulators

These simulators provide a realistic way for students to learn good surgical techniques.

The simulators provide students with a variety of repair experiences without the constraint of time and concern for safety, which are factors with a live patient. The simulators can be used by the student in a learning lab with an instructor, or by the student individually in the clinical setting just prior to a patient experience. They are also useful as homework teaching aids that can be signed out at night and returned the next day. In addition to being portable, the lifelike texture allows the learner to develop a "feel" for instrument handling, tension on suture, and the advantages of one method of tying knots over another. Each simulator comes with an instruction booklet and is individually boxed.

SSE-41

Midline.

Dimensions: 24 x 19 x 10 cm.

Sh. wt. 1.00 kgs.

SSE-41



SSE-45

Left Mediolateral.

Dimensions: 24 x 19 x 10 cm.

Sh. wt. 1.00 kgs.

SSE-45



SSE-49

Right Mediolateral.

Dimensions: 24 x 19 x 10 cm.

Sh. wt. 1.00 kgs.

SSE-49



SSE-90

Set of 3 Simulators Above.

Sh. wt. 3.00 kgs.

BP-20

Articulating Foetus

Representation of a 42 cms. foetus with articulating head and neck, shoulders, elbows, hips and knees for more realistic practice of difficult delivery exercises such as Leopold's or Ritgen's manoeuvres. Features include:

- Realistic mouth and nostrils for simulated suctioning
- Palpable fontanelle, spine, shoulders, buttocks, elbows, and knees.

Supplied with carrying bag.

Dimensions: 81 x 20 x 20 cm.

Sh. wt. 2.30 kgs.

